















## Aberdeen City Health and Social Care Partnership: Performance at a Glance (Updated January 2018)

KEY	
I	Improved on previous reporting period by more than 2%
W	Worsened on previous reporting period by more than 2%

Category	ID.	Indicator Description	Source	Performance Current Reporting Period	Target	Previous Reporting Period	Performance against Last Period	Trend line	Trend Period	Current Period
Responsive	L01	Number of Bed Days Occupied by Delayed Discharges per month (inc code 9) per 1000 18+ population	NHS - EDISON	<b>8.6</b>	-	7.7	<b>W</b>		5 Months	Oct-17
	L02	Number of delayed discharges inc code 9 (Monthly Census snapshot)	NHS - EDISON	<b>✗ 50</b>	-	45	<b>W</b>		5 Months	Oct-17
	L10	% people 65y+ with intensive care needs receiving care at home	SW	<b>37%</b>	-	35%	<b>I</b>		4 Quarters	Oct-Dec 17
	L11	Unmet need (hours) for social care	SW	<b>522</b>	-	562	<b>I</b>		2 Data Points	Jun-17
	L12	Uptake of self directed support (No. & % out of eligible clients)	SW	<b>286 (9.99%)</b>	-	233 (7%)	<b>I</b>		2 Data Points	Jun-17
Effective	L03	A&E Attendance rates per 100,000 population (All Ages) (Monthly Average for rolling 12 month period)	NHS	<b>✗ 1707</b>	-	1693	<b>W</b>		5 Months	Dec-17
	L04	Smoking cessation in 40% most deprived after 12 weeks	NHS	<b>135</b>	-	73	<b>I</b>		5 Quarters	Apr-Jun 17
	L05	Number of Alcohol Brief Interventions being delivered	NHS	<b>✓ 587</b>	-	690	<b>W</b>		5 Quarters	Jul-Sep 17
Safe	L06A	Number of complaints received and % responded to within 20 working days - NHS Aberdeen City	NHS	No data available at the moment due to changes in data collection, this indicator should be available with the next update						
	L06B	Number of complaints received and % responded to within 20 working days - Aberdeen City Council H&SC	SW	<b>19 (100%)</b>	-	26 (92%)	<b>I</b>		4 Quarters	Oct-Dec 17
	L09	Number of new referrals to initial investigation under adult protection	SW	<b>85</b>	-	70	<b>W</b>		3 Quarters	Jul-Sep 17
	L13	Adult Services % Posts Vacant	SW	<b>4.90%</b>	-	5.01%	<b>I</b>		4 Quarters	Oct-Dec 17
	L14	Number of new community payback orders	SW	<b>274</b>	-	240	<b>W</b>		4 Quarters	Oct-Dec 17
	L15	Number of Criminal Justice Social Work reports to court	SW	<b>405</b>	-	323	<b>W</b>		4 Quarters	Oct-Dec 17
Well Led	L07	NHS Sickness Absence % of Hours Lost	NHS	<b>✗ 4.7%</b>	-	4.4%	<b>W</b>		5 Quarters	Jul-Sep 17
	L08	Council Sickness Absence (% of Calendar Days Lost)	SW	No update available						